



Imagination To Creation

Step-1

DOL






Imagination To Creation

**INPUT
3 PHASE**

**STOP
BUTTON**

**START
BUTTON**

**OUT PUT
3 PHASE**





Imagination To Creation

Step-3



ⓑ ⓓ


**CONNECT
TWO PHASE
બે ફેઝ જોડો**





Imagination To Creation

Step-4



CONNECT S1 AND S2

S1 અને S2 જોડો


REMOVE THIS LINK

વાચર દુર કરો



Imagination To Creation

Step-5




REMOVED LINK
વાયર દુર



V1 અને V2 જોડો


CONNECT V1 AND V2





Imagination To Creation

Example Wiring



**THANK
YOU**